


TCL Specialties LLC		31-Mar-21
31-Mar-20	Cash Flow Statement	(In USD)
(In USD)		
	Cash Flow From Operating Activities	
-	Net profit before tax and extraordinary items	-
	Adjustments for	
	Depreciation and amortization	-
-	Finance Costs	
	Interest Income	
	Dividend Received	-
-	Operating Profit before Working Capital changes	
	Adjustments for	
-	(Increase) / decrease in trade & other receivables	(36,822.04)
-	(Increase) / decrease in inventories	184,527.79
-	Increase / (decrease) in trade payables & others	147,705.75
-	Cash Generated From Operations	
-	Direct tax paid (net)	147,705.75
-	(A) - Net Cash Inflow / (Outflow) From Operations	
	Cash Flow From Investment Activities	
	Capital Infusion from TCL Inc	743,434.00
	Fixed Assets addition	(1,120.59)
	Preoperative Expenses (CWIP)	(377,507.99)
-	(B) - Net Cash Inflow / (Outflow) From Investing Activities	364,805.42
	Cash Flow From Finance Activities	
-	Finance Costs	-
-	(C) - Net Cash Inflow / (Outflow) From Financing Activities	
-	Net Increase / (Decrease) in Cash or Cash Equivalents (A)+(B)+(C)	512,511.17
-	CASH AND CASH EQUIVALENTS - (OPENING)	-
-	CASH AND CASH EQUIVALENTS - (CLOSING)	512,511.17
-	Net Increase / (Decrease) in Cash or Cash Equivalents	512,511.17

For TCL Specialties LLC


 Gayathri Pravin
 Director


TCL Specialties LLC (Balance Sheet)					
31-Mar-20	Liabilities	31-Mar-21	31-Mar-20	Assets	31-Mar-21
Amount (USD)	Particulars	Amount (USD)	Amount (USD)	Particulars	Amount (USD)
-	Capital A/c	743,434.00	-	Fixed Assets	1,120.59
	Capital	743,434.00		Loans & Advances	178.00
-	Loans & Advances	7,190.18		Preoperative Exps (CWIP)	377,507.99
	Current Liabilities	177,337.61		Current Assets	512,511.17
-	Sundry Creditors	-		Sundry Debtors	512,511.17
	Other Receivable (Dr Bail)			Bank Accounts	
	Provisions	177,337.61		Advances	943.00
				Rental Advance	800.00
				Apartment Electricity Deposit	143.00
				Insurance	1,051.04
				General Insurance	845.54
				Workers Compensation-Texas	205.50
				Prepaid-Term Loan Processing Fee	34,650.00
				Profit & Loss A/c - Net Loss	-
	TOTAL	927,961.79		TOTAL	927,961.79

For TCL Specialties LLC

Gayathri Pravin
 Gayathri Pravin
 Director


As on 31-Mar-20	TCL Specialties LLC Profit & Loss A/c	As on 31-Mar-21
Amount (USD)	Particulars	Amount (USD)
	Sales	
-	Income from Services	-
-	Total Sales	-
	Expenses	
	Bank Charges	-
	Insurance	-
	Rates & Taxes	-
	Postage & Courier	-
-	Total Expenses	-
-	Net Profit/(Loss)	-

For TCL Specialties LLC


 Gayathri Pravin
 Director

1-Apr-19 to 31-Mar-20		TCL Specialties LLC (Trial Balance)		1-Apr-20 to 31-Mar-21	
Debit (USD)	Credit (USD)	Particulars		Debit (USD)	Credit (USD)
	-	Capital A/c			743,434.00
	-	Capital			743,434.00
	-	Loans & Advances			7,190.18
	-	- TCL Global BV			7,190.18
	-	Current Liabilities			177,337.61
	-	Sundry Creditors			-
		Provisions			177,337.61
		Fixed Assets		1,120.59	
		Computer		936.58	
		Printer		184.01	
		Current Assets			
-		Loans & Advances		178.00	
		TCL Inc		178.00	
-	-	Sundry Debtors		-	-
		Rental Deposit		800.00	
		Apartment Electricity Deposit		143.00	
		Taxes Paid to Delaware		-	
		Workers Compensation-Texas		205.50	
		Prepaid-Term Loan Processing Fee		34,650.00	
		Insurance		845.54	
-		Preoperative Exps (CWIP)		377,507.99	
-		Bank A/cs		512,511.17	
		Huntington Bank		512,511.17	
	-	Sales			-
-		Direct Expenses		-	
-		Indirect Expenses		-	
		Insurance		-	
		Rates & Taxes		-	
		Bank Charges		-	
		Postage & Courier		-	
-	-	Total		927,961.79	927,961.79

For TCL Specialties LLC


 Gayathri Pravin
 Director